



# 92x92x38 mm

San Ace 92 9G type

## General Specifications

- Material ..... Frame: Plastic (Flammability: UL 94V-0), Impeller: Plastic (Flammability: UL 94V-0)
- Expected life ..... See the table below. (L10 life: 90% survival rate for continuous operation in free air at 60°C, rated voltage) Expected life at 40°C is for reference only.
- Motor protection function ..... Locked rotor burnout protection, Reverse polarity protection For details, please refer to p. 580.
- Dielectric strength ..... 50/60 Hz, 500 VAC, for 1 minute (between lead wire conductors and frame)
- Insulation resistance ..... 10 MΩ min. at 500 VDC (between lead wire conductors and frame)
- Sound pressure level (SPL) ..... A-weighted sound pressure level (SPL) at 1 m away from the air inlet.
- Storage temperature ..... -30 to +70°C (Non-condensing)
- Lead wire ..... ⊕Red ⊖Black Sensor Yellow
- Mass ..... 180 g

## Specifications

The models listed below **have ribs and pulse sensors**. For models without ribs, append "1" to the end of model numbers.

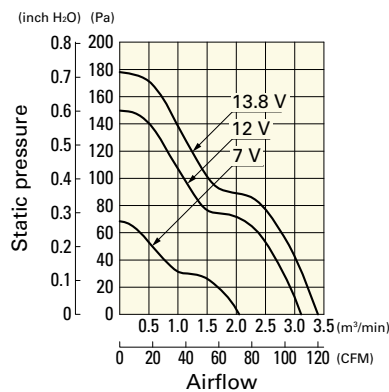
Model no.	Rated voltage [V]	Operating voltage range [V]	Rated current [A]	Rated input [W]	Rated speed [min <sup>-1</sup> ]	Max. airflow [m <sup>2</sup> /min] [CFM]	Max. static pressure [Pa] [inchH <sub>2</sub> O]	SPL [dB (A)]	Operating temperature [°C]	Expected life [h]
9G0912G101	12	7.0 to 13.8	1.1	13.2	5000	3.1 110	150 0.602	50	-20 to +60	40000/60°C (70000/40°C)
9G0912H101			0.58	6.96	4000	2.54 90	100 0.402	43		
9G0924G101	24	20.4 to 27.6	0.55	13.2	5000	3.1 110	150 0.602	50		
9G0924H101			0.3	7.2	4000	2.54 90	100 0.402	43		
9G0948G101	48	40.8 to 55.2	0.27	12.96	5000	3.1 110	150 0.602	50		
9G0948H101			0.16	7.68	4000	2.54 90	100 0.402	43		

Note: Sensor and control options are available for selection. Refer to the table on pp. 605 to 606.

## Airflow - Static Pressure Characteristics

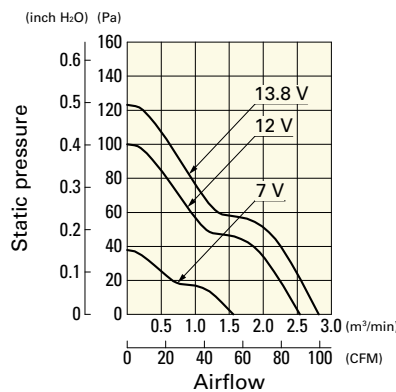
**9G0912G101** With pulse sensor

Operating voltage range



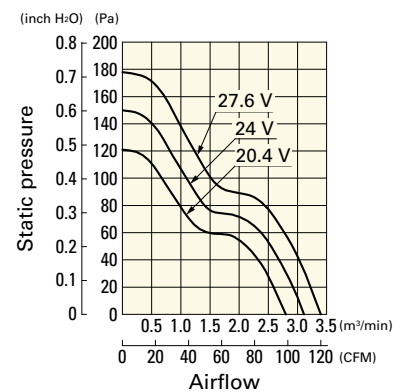
**9G0912H101** With pulse sensor

Operating voltage range



**9G0924G101** With pulse sensor

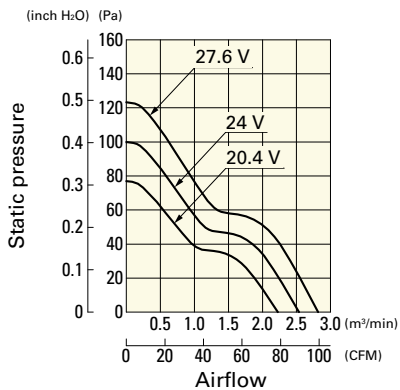
Operating voltage range



**Airflow - Static Pressure Characteristics**

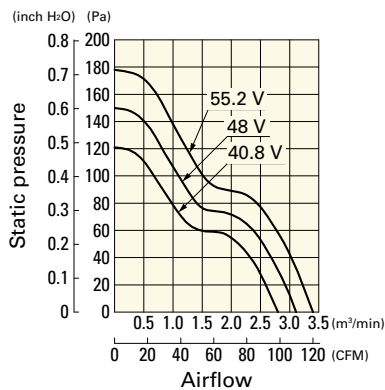
**9G0924H101** With pulse sensor

Operating voltage range



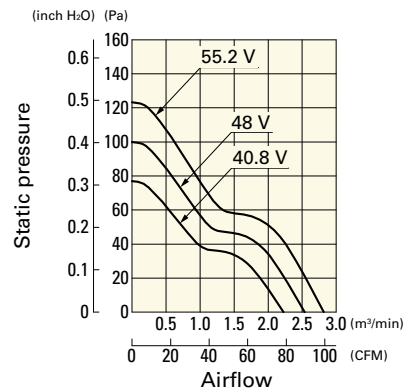
**9G0948G101** With pulse sensor

Operating voltage range

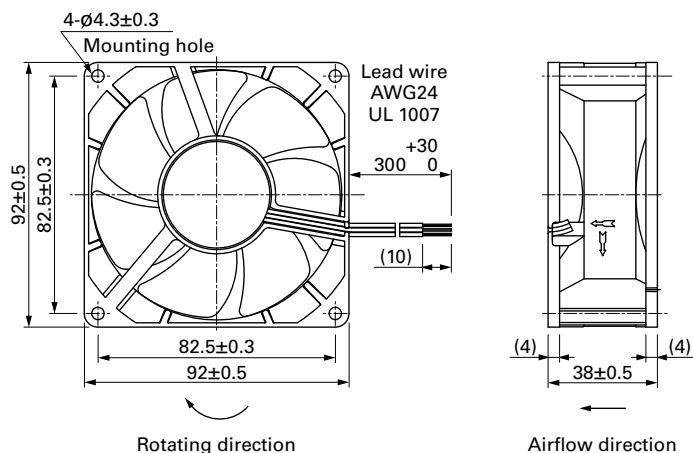


**9G0948H101** With pulse sensor

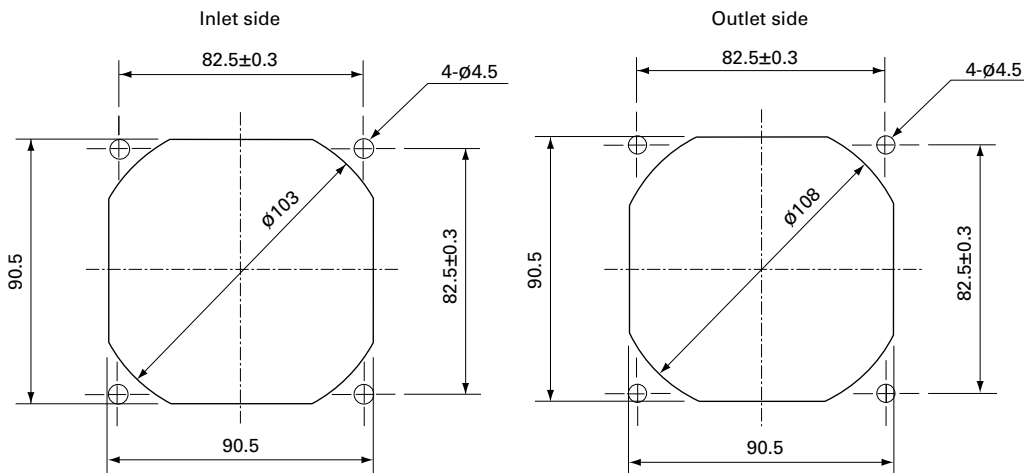
Operating voltage range



**Dimensions (unit: mm) (With ribs)**



**Reference Dimensions of Mounting Holes and Vent Opening (unit: mm)**



**Options**

Finger guards

page: p. 564

Model no.: 109-099E, 109-099H, 109-099C

Resin finger guards

page: p. 571

Model no.: 109-1001G

Resin filter kits

page: p. 572

Model no.: 109-1001F13 (13PPI), 109-1001F20 (20PPI),  
109-1001F30 (30PPI), 109-1001F40 (40PPI)