



80×80×38 mm

San Ace 80

General Specifications

- Material Frame: Aluminum, Impeller: Plastic (Flammability: UL 94V-1)
- Expected life See the table below. (L10 life: 90% survival rate for continuous operation in free air at 60°C, rated voltage)
Expected life at 40°C is for reference only.
- Motor structure Shaded coil motor
- Motor protection function Locked rotor burnout protection, Reverse polarity protection
For details, please refer to p. 580.
- Dielectric strength 50/60 Hz, 1500 VAC, for 1 minute (between input terminal and frame)
- Insulation resistance 10 MΩ min. at 500 VDC
- Sound pressure level (SPL) A-weighted sound pressure level (SPL) at 1 m away from the air inlet.
- Operating voltage range Voltage of each model ±10%
- Storage temperature -30 to +70°C (Non-condensing)
- Mass 400 g

Specifications

Model no.	Rated voltage [V]	Frequency [Hz]	Input [W]	Current [A]	Locked rotor current [A]	Rated speed [min ⁻¹]	Max. airflow [m ³ /min] [CFM]	Max. static pressure [Pa] [inchH ₂ O]	SPL [dB (A)]	Operating temperature [°C]	Expected life [h]
109-150	100	50/60	9/8	0.13/0.11	0.17/0.15	2700/3150	0.9/1.05 31.8/37.1	31.4/44.1 0.126/0.177	35/39	-30 to +60	25000/60°C (56000/40°C)
109-153	115			0.11/0.1	0.14/0.12						
109-151	200			0.07/0.06	0.09/0.08						
109-154	230			0.06/0.05	0.08/0.07						

Note: These are Short Lead Time Service applicable models. Contact your point of sale for stock availability. For more information on the service, see p. 630.

Set Models

Fan, finger guard, plug cord, screws, etc. can be purchased in one package. For details, please refer to p. 631.

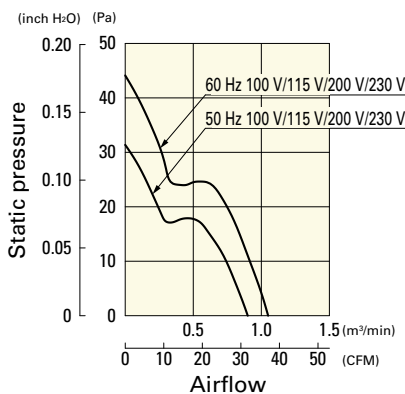
Order no.	Set items					
	Fan	Voltage	Low-speed sensor	Plug cord ⁽¹⁾	Finger guards	Mounting screws
ST1-109-150	109-150	100 V		489-016-L10	109-049E	M4×55 mm (4 screws) ⁽²⁾
ST1-109-153	109-153	115 V		489-016-L10	109-049E	
ST1-109-151	109-151	200 V		489-016-L10	109-049E	
ST1-109-154	109-154	230 V		489-016-L10	109-049E	

(1) PSE compatible.

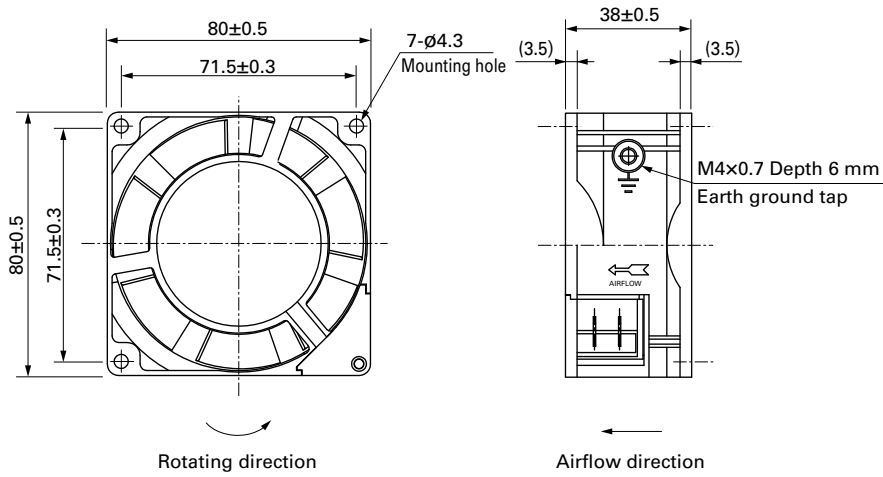
(2) Though these are 2-hole or 3-hole frame mount types, 4 screws are included for extra.

Airflow - Static Pressure Characteristics

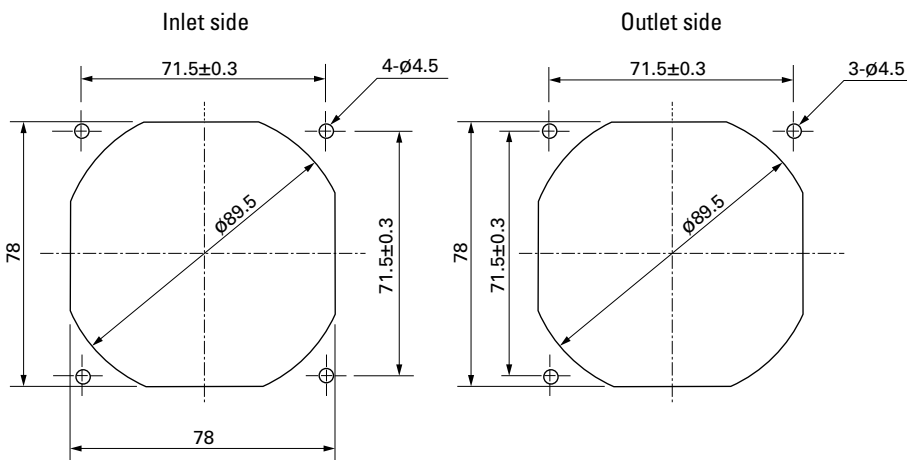
109-150, 109-153, 109-151, 109-154



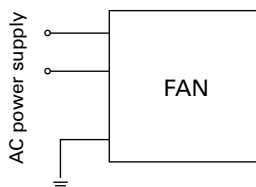
Dimensions (unit: mm)



Reference Dimensions of Mounting Holes and Vent Opening (unit: mm)



Connection Schematic



Options

Finger guards

page: p. 564

Model no.: 109-049E, 109-049H, 109-049C

Resin finger guards

page: p. 571

Model no.: 109-1002G

Resin filter kits

page: p. 572

Model no.: 109-1002F13 (13PPI), 109-1002F20 (20PPI),
109-1002F30 (30PPI), 109-1002F40 (40PPI)

Plug cord

page: pp. 574 to 575

Model no.: 489-016-L10, 489-016-L21, 489-047-L10,
489-047-L21