



60x60x25 mm

San Ace 60L 9LG type

General Specifications

- Material Frame: Aluminum, Impeller: Plastic (Flammability: UL 94V-1)
- Expected life See the table below. (L10 life: 90% survival rate for continuous operation in free air at 60°C, rated voltage) Expected life at 40°C is for reference only.
- Motor protection function Locked rotor burnout protection, Reverse polarity protection
For details, please refer to p. 580.
- Dielectric strength 50/60 Hz, 500 VAC, for 1 minute (between lead wire conductors and frame)
- Insulation resistance 10 MΩ min. at 500 VDC (between lead wire conductors and frame)
- Sound pressure level (SPL) A-weighted sound pressure level (SPL) at 1 m away from the air inlet.
- Storage temperature -30 to +70°C (Non-condensing)
- Lead wire ⊕Red ⊖Black Sensor Yellow Control Brown
- Mass 100 g

Specifications

The models listed below **have pulse sensors with PWM control function.**

Model no.	Rated voltage [V]	Operating voltage range [V]	PWM duty cycle [%]	Rated current [A]	Rated input [W]	Rated speed [min ⁻¹]	Max. airflow		Max. static pressure		SPL [dB (A)]	Operating temperature [°C]	Expected life [h]				
							[m ³ /min]	[CFM]	[Pa]	[inchH ₂ O]							
» 9LG0612P4S001	12	10.8 to 13.2	100	0.67	8.04	11000	1.4	49.4	300	1.204	53	-20 to +70	180000/60°C (215000/40°C)				
			20	0.06	0.72	2900	0.36	12.7	20.8	0.083	20						
» 9LG0612P4J001			100	0.39	4.68	8650	1.1	38.8	182	0.73	47						
			20	0.03	0.36	1150	0.13	4.8	3.3	0.013	14						
» 9LG0612P4H001			100	0.17	2.04	6150	0.78	27.5	97	0.389	35						
			20	0.03	0.36	1350	0.17	6.0	4.7	0.018	14						
» 9LG0612P4M001			100	0.09	1.08	4200	0.53	18.7	45	0.18	24						
			20	0.03	0.36	900	0.11	3.8	2.0	0.008	14						
» 9LG0624P4S001			24	21.6 to 26.4	100	0.34	8.16	11000	1.4	49.4	300			1.204	53	-20 to +70	180000/60°C (215000/40°C)
					20	0.03	0.72	2900	0.36	12.7	20.8			0.083	20		
» 9LG0624P4J001					100	0.19	4.56	8650	1.1	38.8	182			0.73	47		
					20	0.02	0.48	2200	0.28	9.8	12.0			0.048	17		
» 9LG0624P4H001	100	0.08			1.92	6150	0.78	27.5	97	0.389	35						
	20	0.02			0.48	1300	0.16	5.6	4.3	0.017	14						
» 9LG0624P4M001	100	0.04			0.96	4200	0.53	18.7	45	0.18	24						
	20	0.01			0.24	800	0.1	3.5	1.6	0.006	14						
» 9LG0648P4S001	48	36 to 72			100	0.18	8.64	11000	1.4	49.4	305	1.224	53	-20 to +70	180000/60°C (215000/40°C)		
					20	0.02	0.96	2900	0.36	12.7	20.8	0.083	20				
» 9LG0648P4J001					100	0.1	4.8	8650	1.1	38.8	182	0.73	47				
					20	0.02	0.96	2100	0.26	9.1	10.7	0.042	17				
» 9LG0648P4H001			100	0.06	2.88	6150	0.78	27.5	97	0.389	35						
			20	0.02	0.96	1000	0.12	4.2	2.5	0.01	14						
» 9LG0648P4M001			100	0.04	1.92	4200	0.53	18.7	45	0.18	24						
			20	0.02	0.96	650	0.08	2.8	1.0	0.004	14						

* PWM frequency is 25 kHz. Models without ratings for 0% PWM duty cycle have zero speed at 0%. When control terminal is open, speed is the same as at 100% duty cycle.

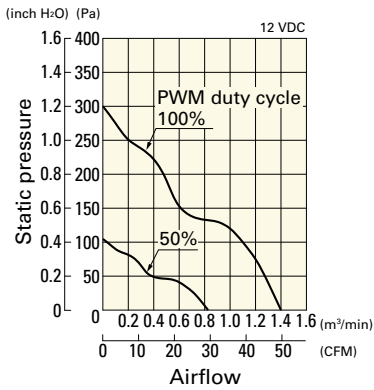
Note 1: Sensor and control options are available for selection. Refer to the table on pp. 612 to 613.

Note 2: The » mark indicates Short LeadTime Service applicable models. See p. 630 for details.

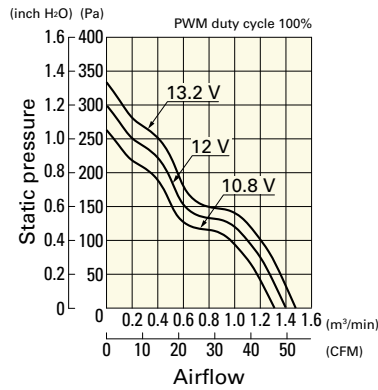
Airflow - Static Pressure Characteristics / PWM Duty - Speed Characteristics Example

9LG0612P4S001 With pulse sensor with PWM control function

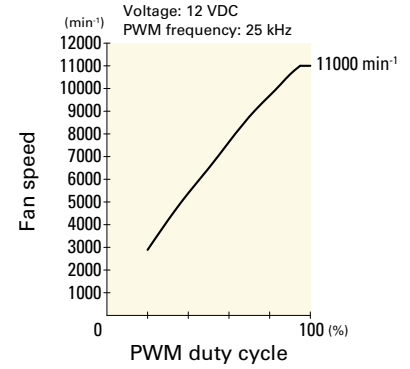
PWM duty cycle



Operating voltage range

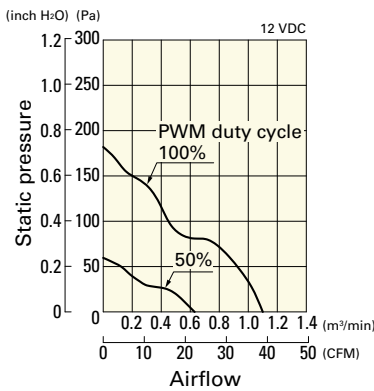


PWM duty - Speed characteristics example

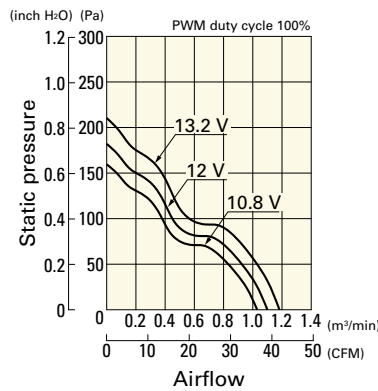


9LG0612P4J001 With pulse sensor with PWM control function

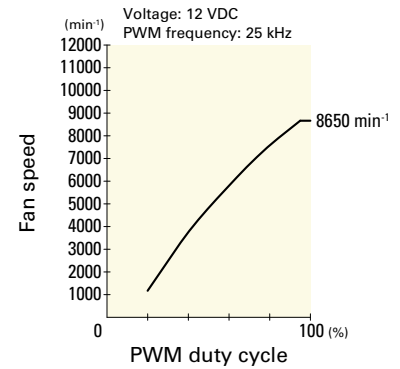
PWM duty cycle



Operating voltage range

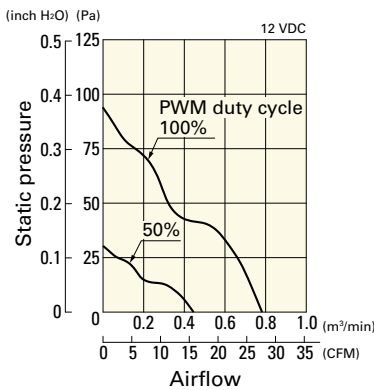


PWM duty - Speed characteristics example

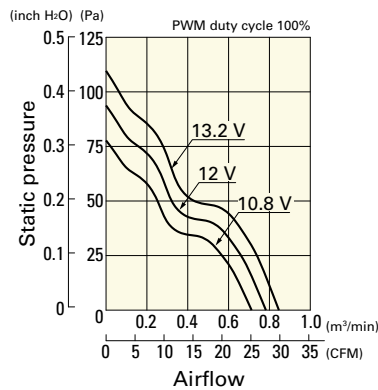


9LG0612P4H001 With pulse sensor with PWM control function

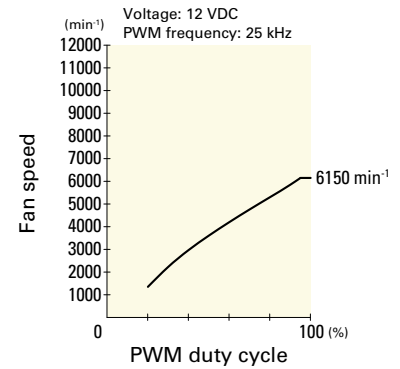
PWM duty cycle



Operating voltage range

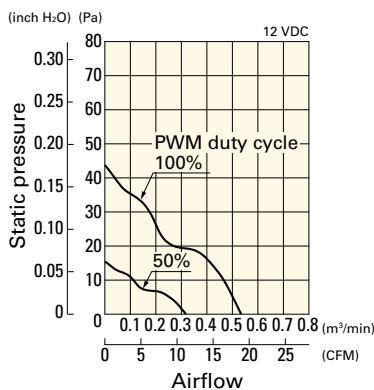


PWM duty - Speed characteristics example

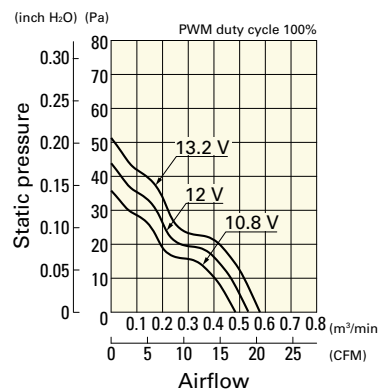


9LG0612P4M001 With pulse sensor with PWM control function

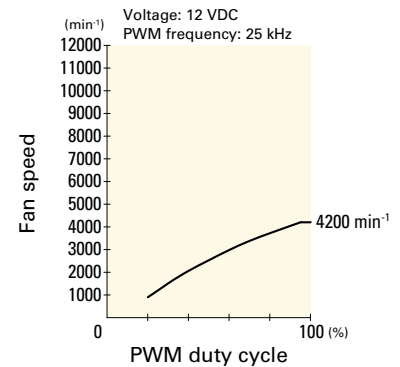
PWM duty cycle



Operating voltage range



PWM duty - Speed characteristics example

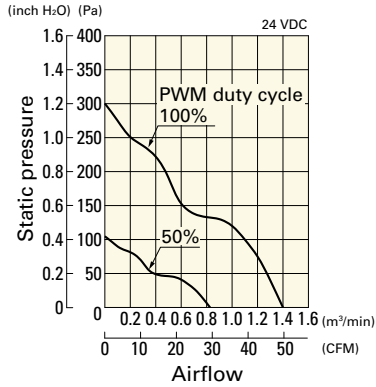


DC
Long Life Fan 60 mm sq.

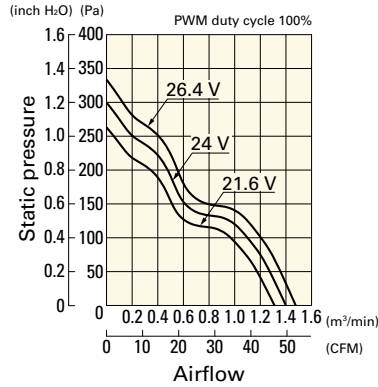
Airflow - Static Pressure Characteristics / PWM Duty - Speed Characteristics Example

9LG0624P4S001 With pulse sensor with PWM control function

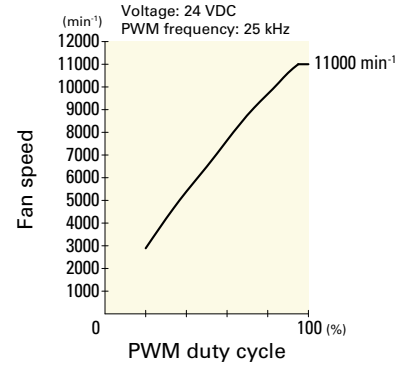
PWM duty cycle



Operating voltage range

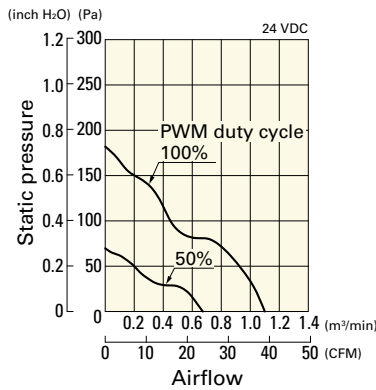


PWM duty - Speed characteristics example

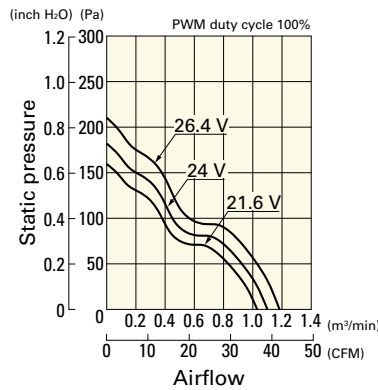


9LG0624P4J001 With pulse sensor with PWM control function

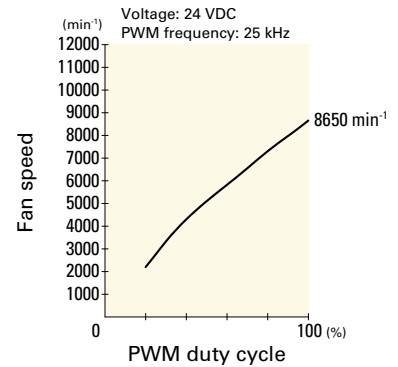
PWM duty cycle



Operating voltage range

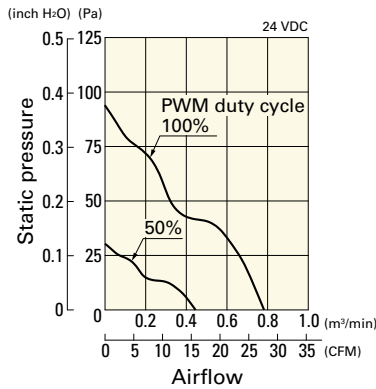


PWM duty - Speed characteristics example

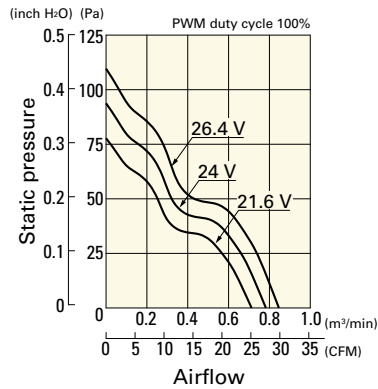


9LG0624P4H001 With pulse sensor with PWM control function

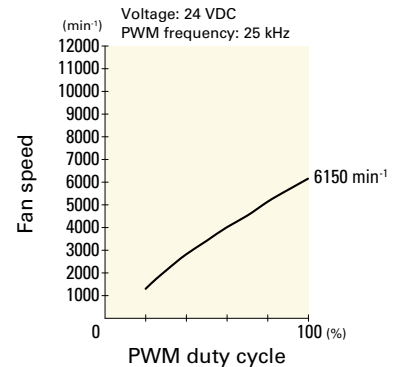
PWM duty cycle



Operating voltage range

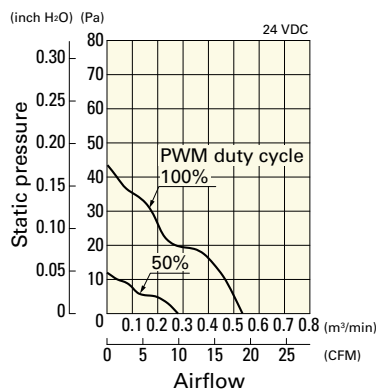


PWM duty - Speed characteristics example

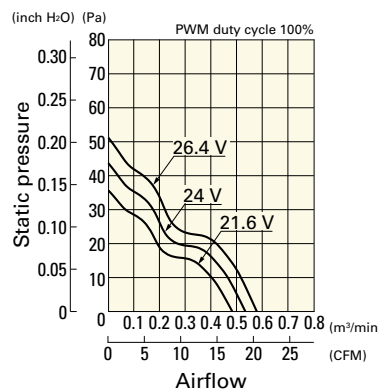


9LG0624P4M001 With pulse sensor with PWM control function

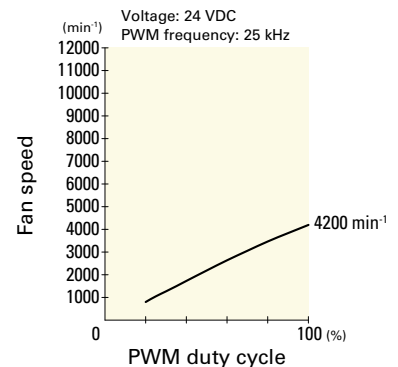
PWM duty cycle



Operating voltage range



PWM duty - Speed characteristics example

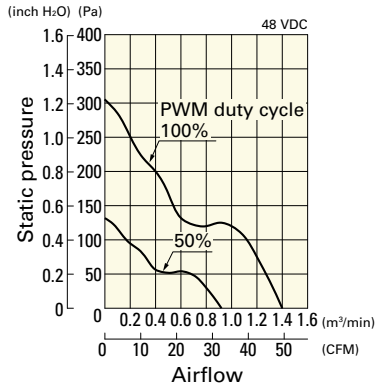


DC Long Life Fan 60 mm sq.

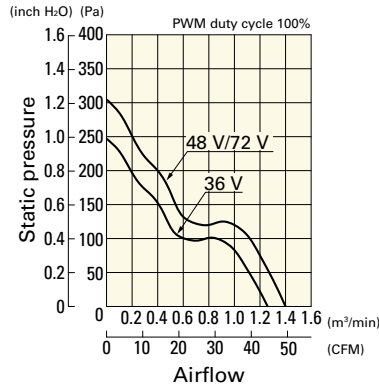
Airflow - Static Pressure Characteristics / PWM Duty - Speed Characteristics Example

9LG0648P4S001 With pulse sensor with PWM control function

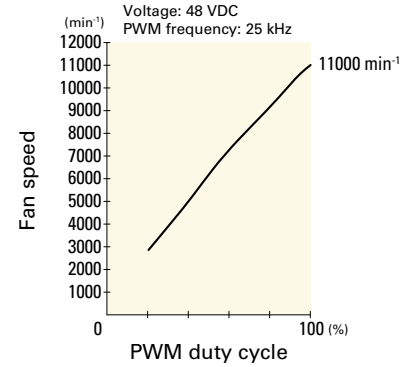
PWM duty cycle



Operating voltage range

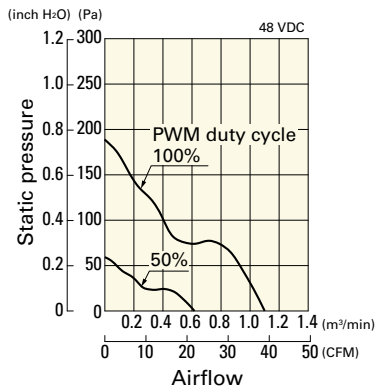


PWM duty - Speed characteristics example

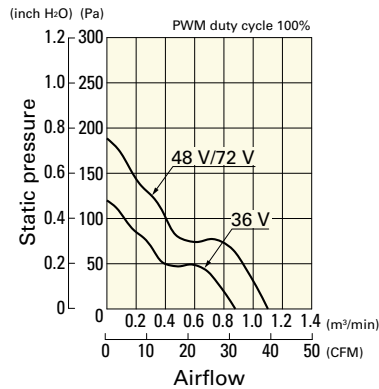


9LG0648P4J001 With pulse sensor with PWM control function

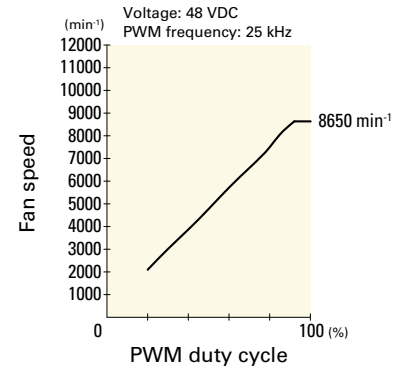
PWM duty cycle



Operating voltage range

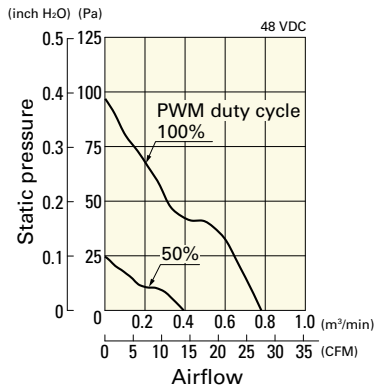


PWM duty - Speed characteristics example

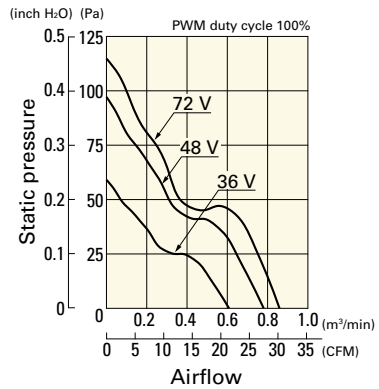


9LG0648P4H001 With pulse sensor with PWM control function

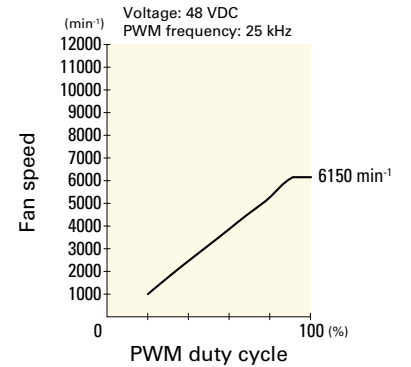
PWM duty cycle



Operating voltage range

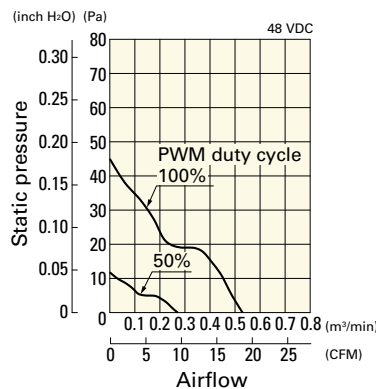


PWM duty - Speed characteristics example

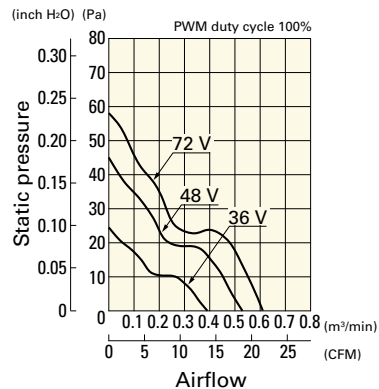


9LG0648P4M001 With pulse sensor with PWM control function

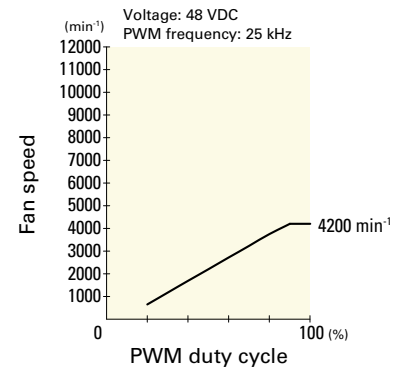
PWM duty cycle



Operating voltage range

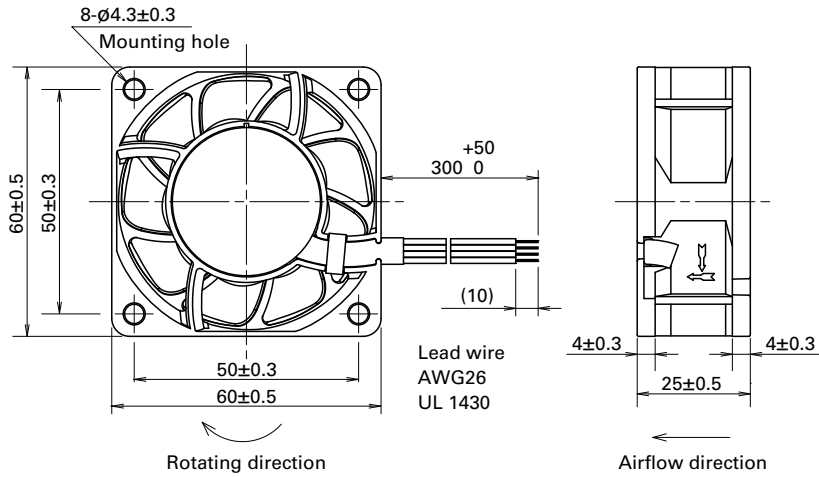


PWM duty - Speed characteristics example

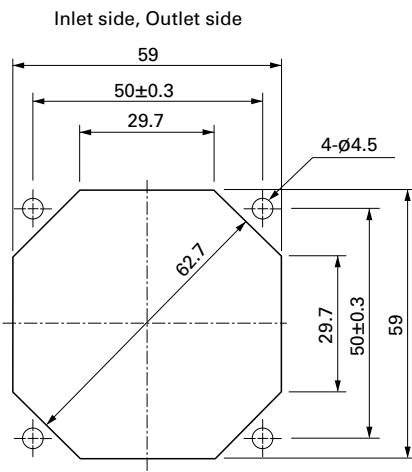


DC
Long Life Fan 60 mm sq.

Dimensions (unit: mm)



Reference Dimensions of Mounting Holes and Vent Opening (unit: mm)



Options

Finger guards

page: p. 564

Model no.: 109-139E, 109-139H

Resin finger guards

page: p. 571

Model no.: 109-1003G

Resin filter kits

page: p. 572

Model no.: 109-1003F13 (13PPI), 109-1003F20 (20PPI),
109-1003F30 (30PPI), 109-1003F40 (40PPI)