



60×60×15 mm

San Ace 60 9GA type Low Power Consumption Fan

General Specifications

- Material Frame: Plastic (Flammability: UL 94V-0), Impeller: Plastic (Flammability: UL 94V-0)
- Expected life See the table below. (L10 life: 90% survival rate for continuous operation in free air at 60°C, rated voltage) Expected life at 40°C is for reference only.
- Motor protection function Locked rotor burnout protection, Reverse polarity protection For details, please refer to p. 580.
- Dielectric strength 50/60 Hz, 500 VAC, for 1 minute (between lead wire conductors and frame)
- Insulation resistance 10 MΩ min. at 500 VDC (between lead wire conductors and frame)
- Sound pressure level (SPL) A-weighted sound pressure level (SPL) at 1 m away from the air inlet.
- Storage temperature -30 to +70°C (Non-condensing)
- Lead wire ⊕Red ⊖Black (Sensor) Yellow (Control) Brown (For models without PWM control function, there is no speed control wiring.)
- Mass 50 g

Specifications

The models listed below **have ribs and pulse sensors with PWM control function.**

Model no.	Rated voltage [V]	Operating voltage range [V]	PWM duty cycle [%]	Rated current [A]	Rated input [W]	Rated speed [min ⁻¹]	Max. airflow [m ³ /min] [CFM]	Max. static pressure [Pa] [inchH ₂ O]	SPL [dB (A)]	Operating temperature [°C]	Expected life [h]
9GA0612P7G01	12	10.2 to 13.8	100	0.16	1.92	5900	0.68 24	80 0.32	38	-20 to +70	40000/60°C (70000/40°C)
			0	0.05	0.6	1500	0.17 6.0	5.2 0.02	10		
9GA0612P7H01			100	0.1	1.2	4900	0.56 19.7	55.6 0.223	34		
			0	0.03	0.36	1300	0.15 5.3	3.9 0.015	8		
9GA0624P7G01	24	20.4 to 27.6	100	0.08	1.92	5900	0.68 24.0	80 0.32	38		

* PWM frequency is 25 kHz. Models without ratings for 0% PWM duty cycle have zero speed at 0%. When control terminal is open, speed is the same as at 100% duty cycle.

The models listed below **have ribs and pulse sensors.**

Model no.	Rated voltage [V]	Operating voltage range [V]	Rated current [A]	Rated input [W]	Rated speed [min ⁻¹]	Max. airflow [m ³ /min] [CFM]	Max. static pressure [Pa] [inchH ₂ O]	SPL [dB (A)]	Operating temperature [°C]	Expected life [h]
9GA0612G701	12	6 to 13.8	0.16	1.92	5900	0.68 24	80 0.32	38	-20 to +70	40000/60°C (70000/40°C)
9GA0612H701			0.1	1.2	4900	0.56 19.7	55.6 0.223	34		
9GA0612M701			0.08	0.96	3900	0.45 15.9	35.3 0.142	28		
9GA0612L701			0.03	0.36	2800	0.31 10.9	18 0.072	17		
9GA0624M701	24	12 to 27.6	0.05	1.2	3900	0.45 15.9	35.3 0.142	28		40000/60°C (70000/40°C)

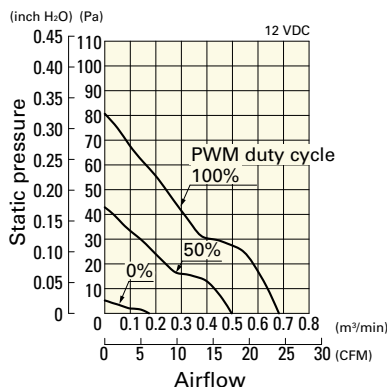
Note 1: Sensor and control options are available for selection. Refer to the table on pp. 607 to 608.

Note 2: The mark indicates Short Lead Time Service applicable models. See p. 630 for details.

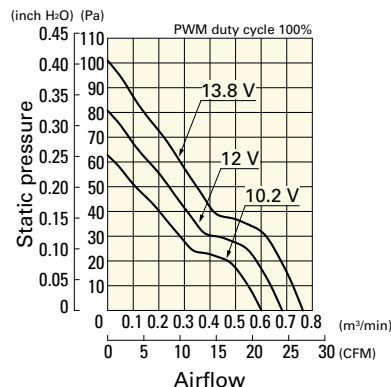
Airflow - Static Pressure Characteristics / PWM Duty - Speed Characteristics Example

9GA0612P7G01 With pulse sensor with PWM control function

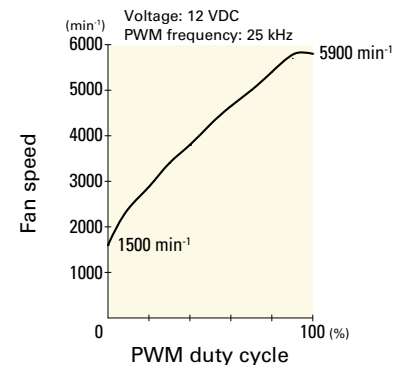
PWM duty cycle



Operating voltage range



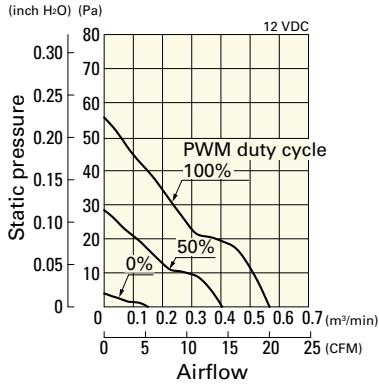
PWM duty - Speed characteristics example



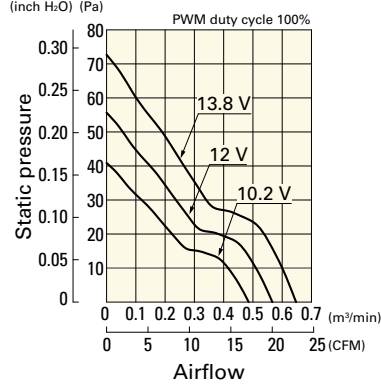
Airflow - Static Pressure Characteristics / PWM Duty - Speed Characteristics Example

9GA0612P7H01 With pulse sensor with PWM control function

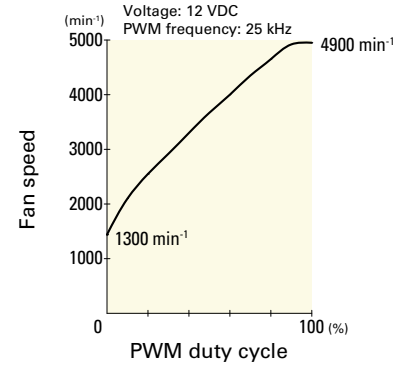
PWM duty cycle



Operating voltage range

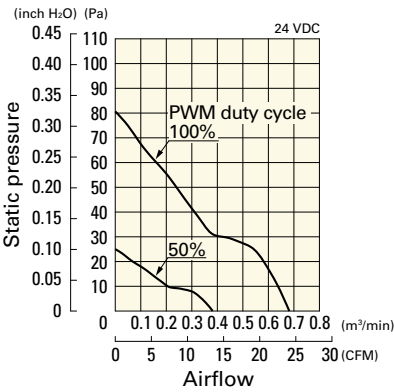


PWM duty - Speed characteristics example

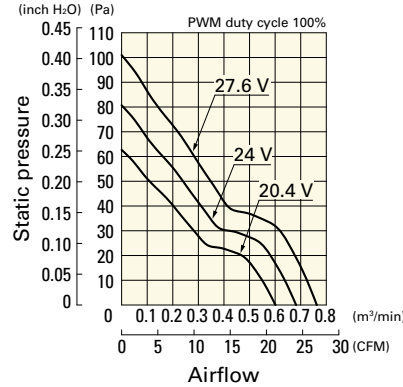


9GA0624P7G01 With pulse sensor with PWM control function

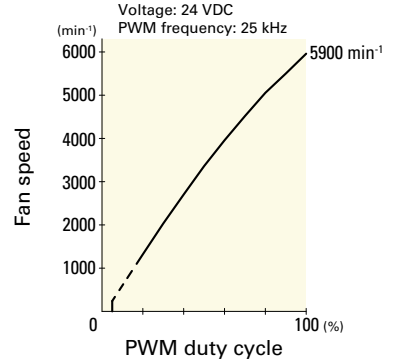
PWM duty cycle



Operating voltage range



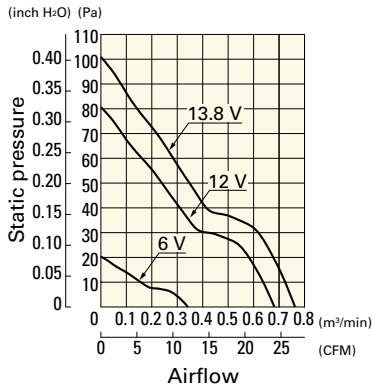
PWM duty - Speed characteristics example



Airflow - Static Pressure Characteristics

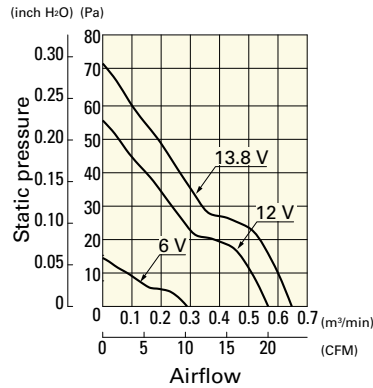
9GA0612G701 With pulse sensor

Operating voltage range



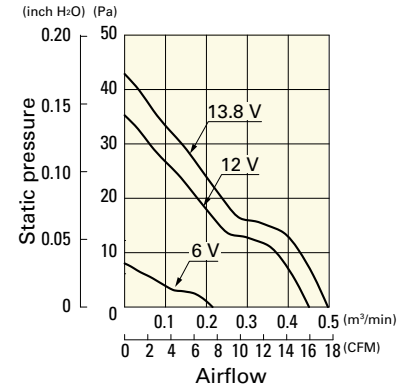
9GA0612H701 With pulse sensor

Operating voltage range



9GA0612M701 With pulse sensor

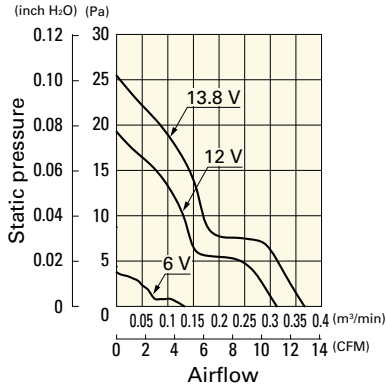
Operating voltage range



Airflow - Static Pressure Characteristics

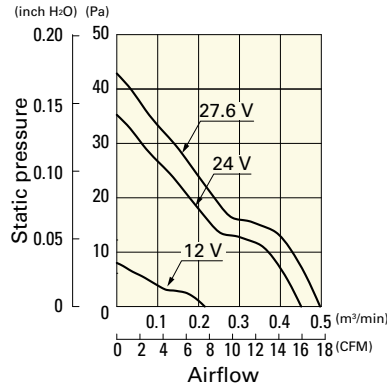
9GA0612L701 With pulse sensor

Operating voltage range

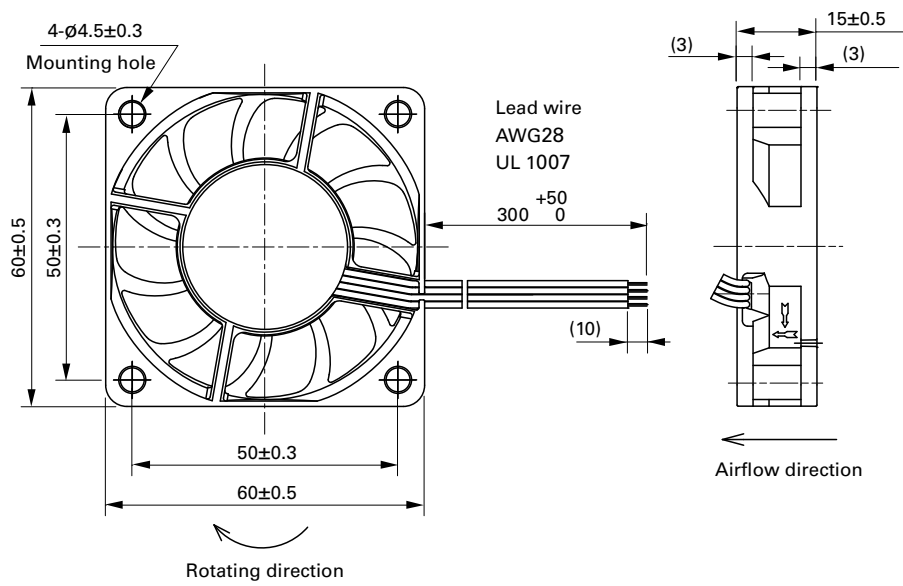


9GA0624M701 With pulse sensor

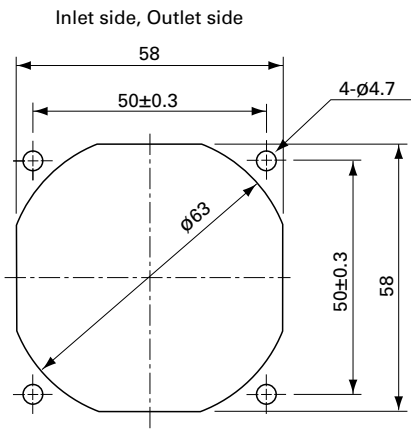
Operating voltage range



Dimensions (unit: mm) (With pulse sensor with PWM control function)



Reference Dimensions of Mounting Holes and Vent Opening (unit: mm)



Options

Finger guards page: p. 564
Model no.: 109-139E, 109-139H

Resin finger guards page: p. 571
Model no.: 109-1003G

Resin filter kits page: p. 572
Model no.: 109-1003F13 (13PPI), 109-1003F20 (20PPI),
109-1003F30 (30PPI), 109-1003F40 (40PPI)