

40x40x28 mm



San Ace 40 9P type

General Specifications

- Material Frame: Plastic (Flammability: UL 94V-0), Impeller: Plastic (Flammability: UL 94V-1)
- Expected life See the table below. (L10 life: 90% survival rate for continuous operation in free air at 60°C, rated voltage) Expected life at 40°C is for reference only.
- Motor protection function Locked rotor burnout protection, Reverse polarity protection
For details, please refer to p. 580.
- Dielectric strength 50/60 Hz, 500 VAC, for 1 minute (between lead wire conductors and frame)
- Insulation resistance 10 MΩ min. at 500 VDC (between lead wire conductors and frame)
- Sound pressure level (SPL) A-weighted sound pressure level (SPL) at 1 m away from the air inlet.
- Storage temperature -30 to +70°C (Non-condensing)
- Lead wire ⊕Red ⊖Black or Blue Sensor Yellow
- Mass 52 g

Specifications

The models listed below **have ribs and pulse sensors.**

Model no.	Rated voltage [V]	Operating voltage range [V]	Rated current [A]	Rated input [W]	Rated speed [min ⁻¹]	Max. airflow [m ³ /min] [CFM]	Max. static pressure [Pa] [inchH ₂ O]	SPL [dB (A)]	Operating temperature [°C]	Expected life [h]
▶▶▶ 109P0405H3013	5	4.5 to 5.5	0.68	3.4	8700	0.32 11.3	102.9 0.414	37	-20 to +70	40000/60°C (70000/40°C)
▶▶▶ 109P0405F3013			0.28	1.4	6700	0.244 8.6	58.8 0.236	30		60000/60°C (90000/40°C)
▶▶▶ 109P0412G3013	12	7 to 13.2	0.31	3.72	11500	0.42 14.8	179 0.719	42	-20 to +60	40000/60°C (70000/40°C)
▶▶▶ 109P0412B3013			0.28	3.36	10300	0.38 13.4	143 0.574	40		60000/60°C (90000/40°C)
▶▶▶ 109P0412H3013		7 to 13.8	0.195	2.34	8700	0.32 11.3	102.9 0.414	37	-20 to +70	60000/60°C (90000/40°C)
▶▶▶ 109P0412F3013			0.105	1.26	6700	0.244 8.6	58.8 0.236	30		
▶▶▶ 109P0412M3013		10.2 to 13.8	0.045	0.54	4100	0.15 5.3	21.6 0.087	20		
▶▶▶ 109P0424G3013			0.19	4.56	11500	0.42 14.8	179 0.719	42		
▶▶▶ 109P0424B3013	24	12 to 26.4	0.13	3.12	10300	0.38 13.4	143 0.574	40	-20 to +60	40000/60°C (70000/40°C)
▶▶▶ 109P0424H3013		12 to 27.6	0.095	2.28	8700	0.32 11.3	102.9 0.414	37	-20 to +70	60000/60°C (90000/40°C)
▶▶▶ 109P0424F3013		14 to 27.6	0.055	1.32	6700	0.244 8.6	58.8 0.236	30		

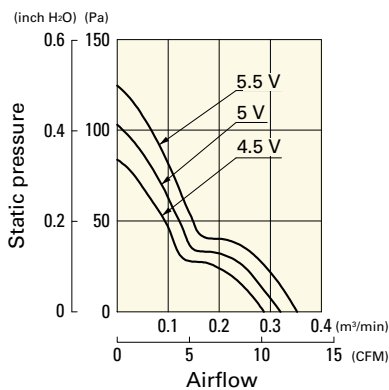
Note 1: Sensor and control options are available for selection. Refer to the table on p. 603.

Note 2: The ▶▶▶ mark indicates Short LeadTime Service applicable models. See p. 630 for details.

Airflow - Static Pressure Characteristics

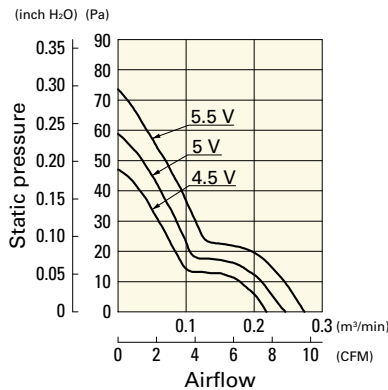
109P0405H3013 With pulse sensor

Operating voltage range



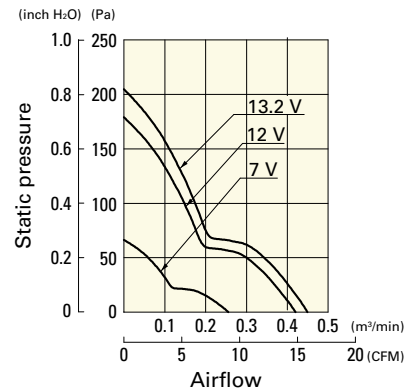
109P0405F3013 With pulse sensor

Operating voltage range



109P0412G3013 With pulse sensor

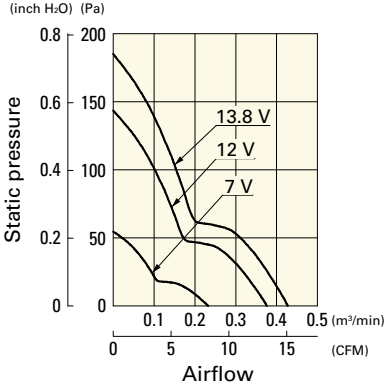
Operating voltage range



Airflow - Static Pressure Characteristics

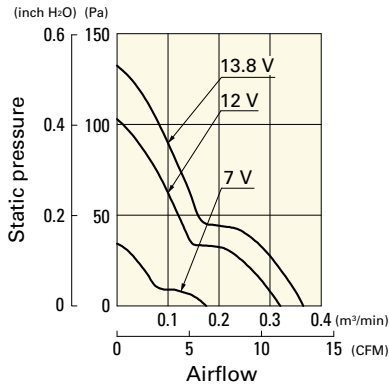
109P0412B3013 With pulse sensor

Operating voltage range



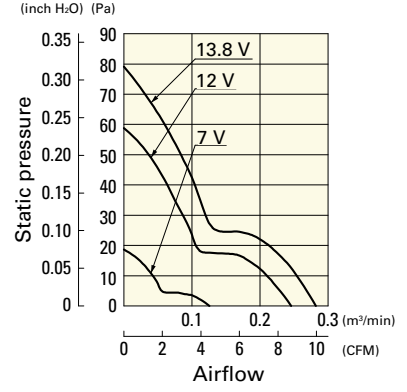
109P0412H3013 With pulse sensor

Operating voltage range



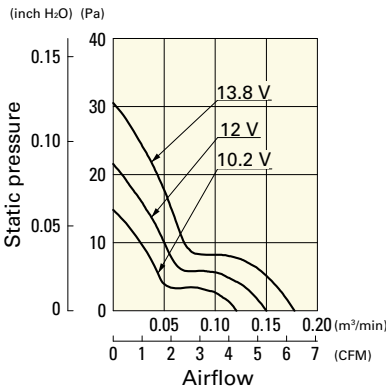
109P0412F3013 With pulse sensor

Operating voltage range



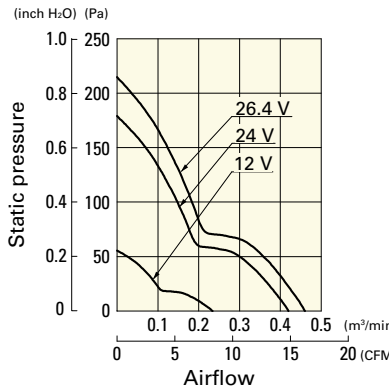
109P0412M3013 With pulse sensor

Operating voltage range



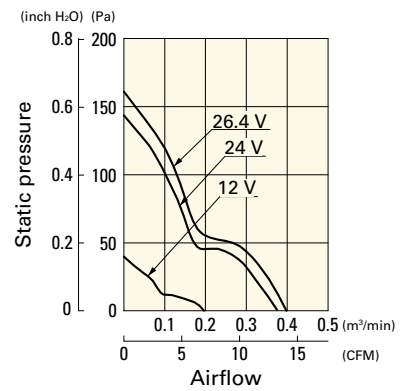
109P0424G3013 With pulse sensor

Operating voltage range



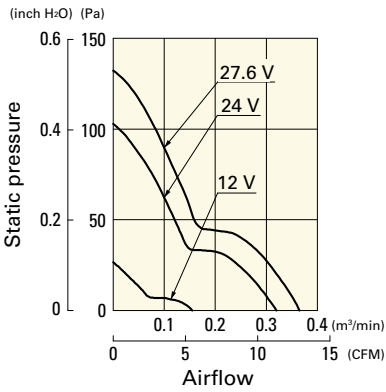
109P0424B3013 With pulse sensor

Operating voltage range



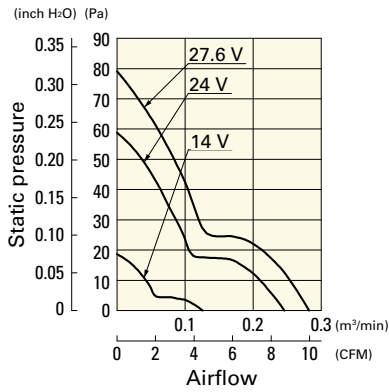
109P0424H3013 With pulse sensor

Operating voltage range

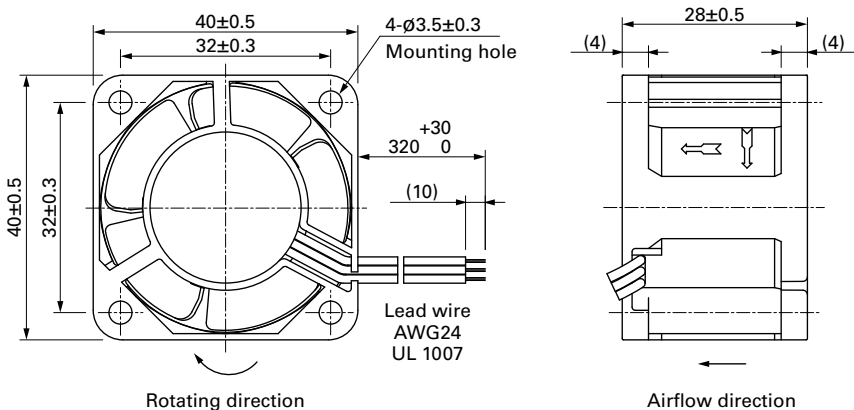


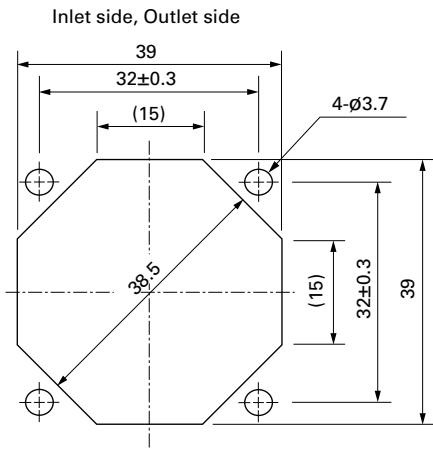
109P0424F3013 With pulse sensor

Operating voltage range



Dimensions (unit: mm)



Reference Dimensions of Mounting Holes and Vent Opening (unit: mm)**Options**

Finger guards

page: p. 564

Model no.: 109-059, 109-059H