



# 40x40x20 mm

San Ace 40 9P<sub>type</sub>

## General Specifications

- Material ..... Frame: Plastic (Flammability: UL 94V-0), Impeller: Plastic (Flammability: UL 94V-1)
- Expected life ..... See the table below. (L10 life: 90% survival rate for continuous operation in free air at 60°C, rated voltage)  
Expected life at 40°C is for reference only.
- Motor protection function ..... Locked rotor burnout protection, Reverse polarity protection  
For details, please refer to p. 580.
- Dielectric strength ..... 50/60 Hz, 500 VAC, for 1 minute (between lead wire conductors and frame)
- Insulation resistance ..... 10 MΩ min. at 500 VDC (between lead wire conductors and frame)
- Sound pressure level (SPL) ..... A-weighted sound pressure level (SPL) at 1 m away from the air inlet.
- Storage temperature ..... -30 to +70°C (Non-condensing)
- Lead wire ..... ⊕Red ⊖Black or Blue  Sensor  Yellow
- Mass ..... 45 g

## Specifications

The models listed below **have ribs and pulse sensors.**

Model no.	Rated voltage [V]	Operating voltage range [V]	Rated current [A]	Rated input [W]	Rated speed [min <sup>-1</sup> ]	Max. airflow [m <sup>3</sup> /min] [CFM]	Max. static pressure [Pa] [inchH <sub>2</sub> O]	SPL [dB (A)]	Operating temperature [°C]	Expected life [h]
▶▶ 109P0405F601	5	4.5 to 5.5	0.25	1.25	6500	0.183 6.5	45.1 0.181	28	-20 to +70	60000/60°C (90000/40°C)
▶▶ 109P0405M601			0.12	0.6	5000	0.136 4.8	26.5 0.106	24		
▶▶ 109P0412F601	12	7 to 13.8	0.09	1.08	6500	0.183 6.5	45.1 0.181	28		
▶▶ 109P0412M601			0.06	0.72	5000	0.136 4.8	26.5 0.106	24		
▶▶ 109P0424F601	24	14 to 27.6	0.06	1.44	6500	0.183 6.5	45.1 0.181	28		
▶▶ 109P0424B601			0.06	1.44	5200	0.14 4.9	28.3 0.114	25		

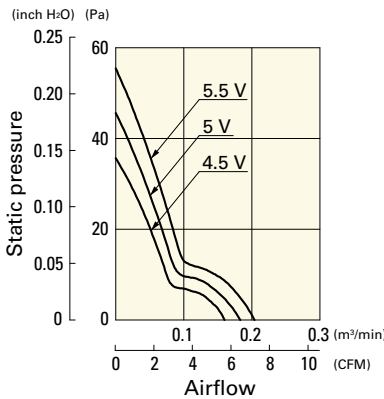
Note 1: Sensor and control options are available for selection. Refer to the table on p. 603.

Note 2: The ▶▶ mark indicates Short LeadTime Service applicable models. See p. 630 for details.

## Airflow - Static Pressure Characteristics

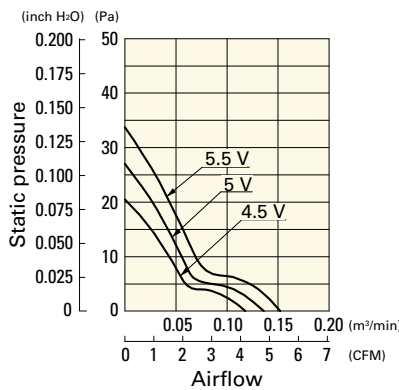
109P0405F601 With pulse sensor

Operating voltage range



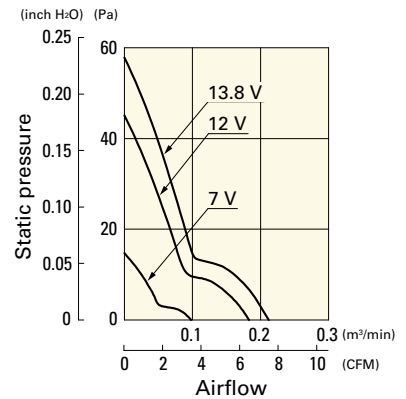
109P0405M601 With pulse sensor

Operating voltage range



109P0412F601 With pulse sensor

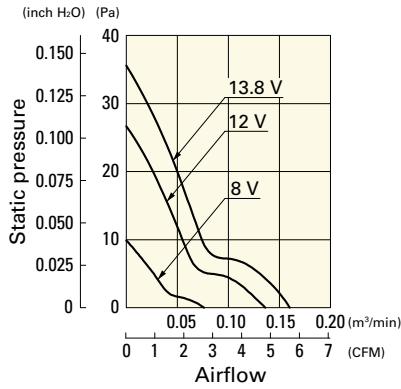
Operating voltage range



**Airflow - Static Pressure Characteristics**

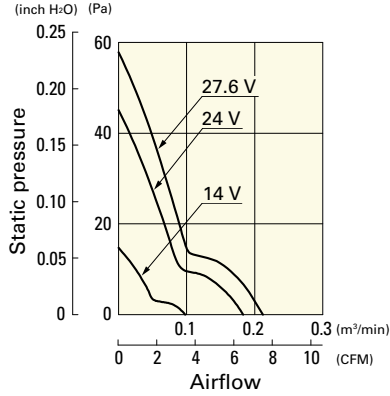
**109P0412M601** With pulse sensor

Operating voltage range



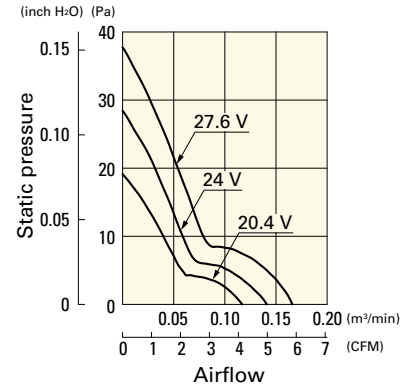
**109P0424F601** With pulse sensor

Operating voltage range

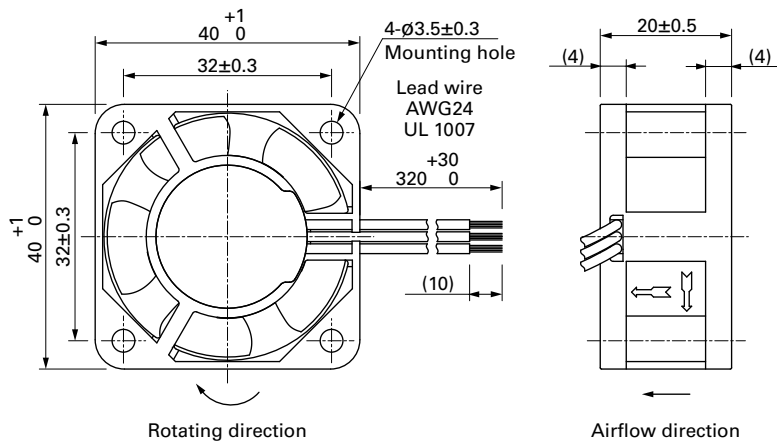


**109P0424B601** With pulse sensor

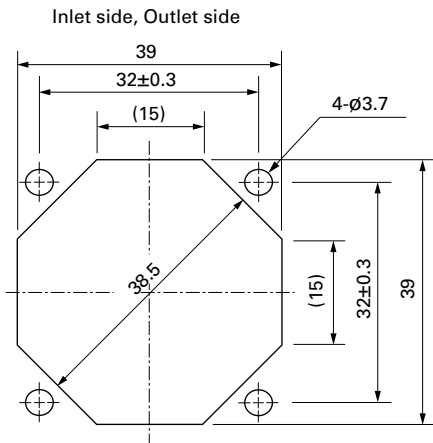
Operating voltage range



**Dimensions (unit: mm)**



**Reference Dimensions of Mounting Holes and Vent Opening (unit: mm)**



**Options**

Finger guards

page: p. 564

Model no.: 109-059, 109-059H