



∅225x99 mm

San Ace 225AD 9ADTS type

General Specifications

- Material Motor case: Aluminum (Black coating), Impeller: Plastic (Flammability: UL 94V-0)
- Expected life See the table below. (L10 life: 90% survival rate for continuous operation in free air at 60°C, rated voltage) Expected life at 40°C is for reference only.
- Motor protection function Locked rotor burnout protection For details, please refer to p. 580.
- Dielectric strength 50/60 Hz, 1500 VAC, for 1 minute (between lead wire conductors and motor case)
- Insulation resistance 10 MΩ min. at 500 VDC (between lead wire conductors and motor case)
- Sound pressure level (SPL) A-weighted sound pressure level (SPL) at 1 m away from the air inlet.
- Storage temperature -30 to +70°C (Non-condensing)
- Lead wire

AC power input	L: Orange	N: Gray	Ground	Yellow / Green
+10 VDC output	Red	Black	Sensor	Yellow
			Control	Brown
- Mass 1800 g

Specifications When the optional inlet nozzle (109-1134) is mounted.

The models listed below **have pulse sensors with PWM control function.**

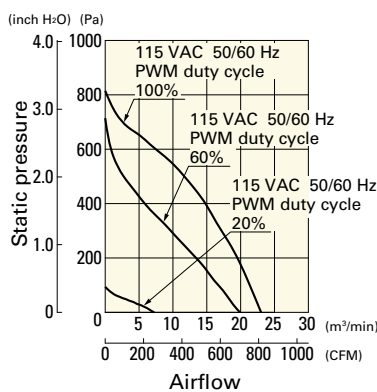
Model no.	Rated voltage [V]	Operating voltage range [V]	Frequency [Hz]	PWM duty cycle [%]	Rated current [A]	Rated input [W]	Rated speed [min ⁻¹]	Max. airflow [m ³ /min] [CFM]	Max. static pressure [Pa] [inchH ₂ O]	SPL [dB (A)]	Operating temperature [°C]	Expected life [h]			
9ADTS11P0G001	115	90 to 132	50/60	100	2.23	155	3200	23.0 812	815 3.27	74	-20 to +60	40000/60°C (70000/40°C)			
				20	0.3	10	1000	7.1 252	80 0.32	50					
9ADTS11P0F001				100	1.11	70	2450	17.6 621	480 1.93	68					
				20	0.3	10	1000	7.1 252	80 0.32	50					
9ADTS23P0G001				230	180 to 264	50/60	100	1.17	155	3200			23.0 812	815 3.27	74
							20	0.2	10	1000			7.1 252	80 0.32	50
9ADTS23P0F001	100	0.64	70				2450	17.6 621	480 1.93	68					
	20	0.2	10				1000	7.1 252	80 0.32	50					

* PWM frequency is 1 kHz. Models without ratings for 0% PWM duty cycle have zero speed at 0%. When control terminal is open, speed is the same as at 100% duty cycle.

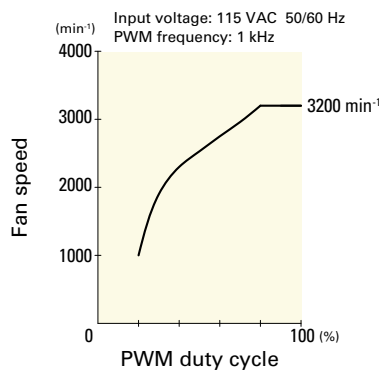
Airflow - Static Pressure Characteristics / PWM Duty - Speed Characteristics Example

9ADTS11P0G001 With pulse sensor with PWM control function

PWM duty cycle



PWM duty - Speed characteristics example

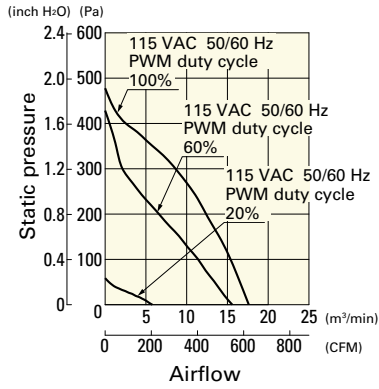


ACDC Fan ∅225 mm

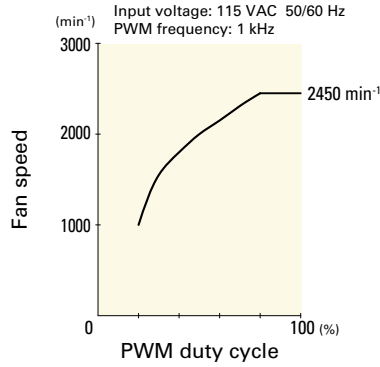
Airflow - Static Pressure Characteristics / PWM Duty - Speed Characteristics Example

9ADTS11P0F001 With pulse sensor with PWM control function

PWM duty cycle

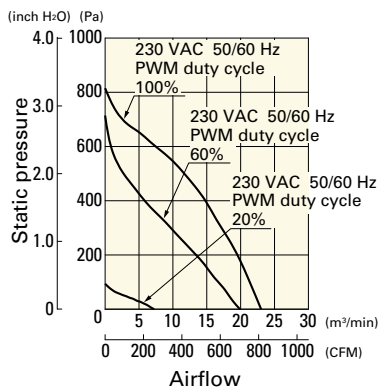


PWM duty - Speed characteristics example

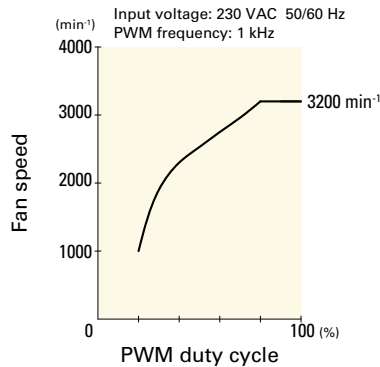


9ADTS23P0G001 With pulse sensor with PWM control function

PWM duty cycle

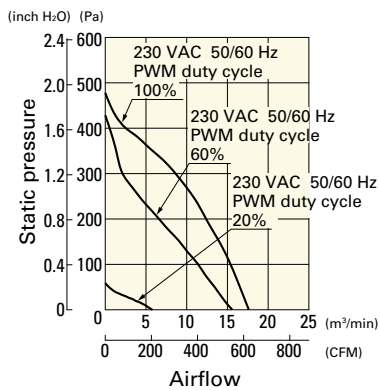


PWM duty - Speed characteristics example

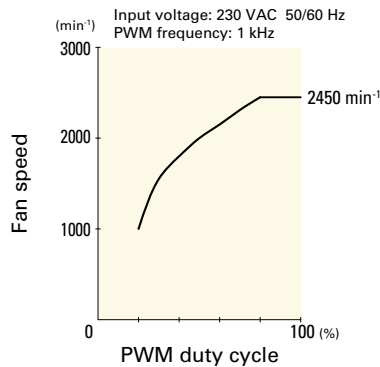


9ADTS23P0F001 With pulse sensor with PWM control function

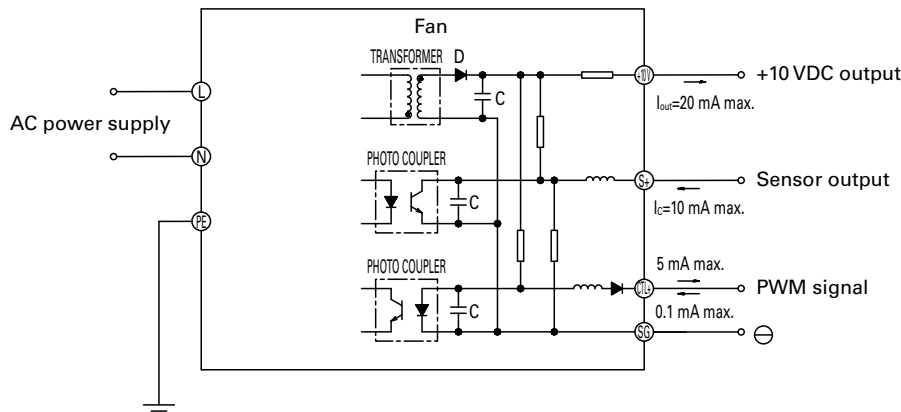
PWM duty cycle



PWM duty - Speed characteristics example



Connection Schematic



ACDC Fan φ225 mm

