



# ∅150x35 mm

**San Ace C150 9TN** type

## General Specifications

- Material ..... Motor case: Aluminum (Black coating), Impeller: Plastic (Flammability: UL 94V-0)
- Expected life ..... See the table below. (L10 life: 90% survival rate for continuous operation in free air at 60°C, rated voltage) Expected life at 40°C is for reference only.
- Motor protection function ..... Locked rotor burnout protection, Reverse polarity protection For details, please refer to p. 580.
- Dielectric strength ..... 50/60 Hz, 500 VAC, for 1 minute (between lead wire conductors and motor case)
- Insulation resistance ..... 10 MΩ min. at 500 VDC (between lead wire conductors and motor case)
- Sound pressure level (SPL) ..... A-weighted sound pressure level (SPL) at 1 m away from the air inlet.
- Storage temperature ..... -30 to +70°C (Non-condensing)
- Lead wire ..... ⊕Red ⊖Black  Sensor Yellow  Control Brown
- Mass ..... 330 g

## Specifications

When the optional inlet nozzle (109-1081) is mounted.

The models listed below **have pulse sensors with PWM control function.**

Model no.	Rated voltage [V]	Operating voltage range [V]	PWM duty cycle [%]	Rated current [A]	Rated input [W]	Rated speed [min <sup>-1</sup> ]	Max. airflow [m <sup>3</sup> /min] [CFM]	Max. static pressure [Pa] [inchH <sub>2</sub> O]	SPL [dB (A)]	Operating temperature [°C]	Expected life [h]
<b>9TN24P1H01</b>	24	20.4 to 27.6	100	0.62	14.9	3800	3.83 135	410 1.65	59	-20 to +70	40000/60°C (70000/40°C)
<b>9TN48P1H01</b>	48	36.0 to 55.2	100	0.32	15.4	3800	3.83 135	390 1.57	59		

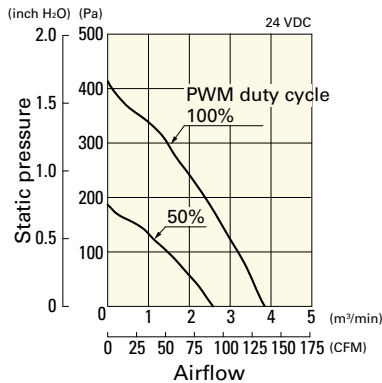
\* PWM frequency is 25 kHz. Models without ratings for 0% PWM duty cycle have zero speed at 0%. When control terminal is open, speed is the same as at 100% duty cycle.

Note: Max input of 9TN24P1H01: 21.4 W, 9TN48P1H01: 22 W.

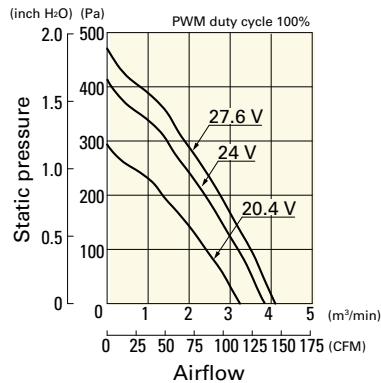
## Airflow - Static Pressure Characteristics / PWM Duty - Speed Characteristics Example

### 9TN24P1H01 With pulse sensor with PWM control function

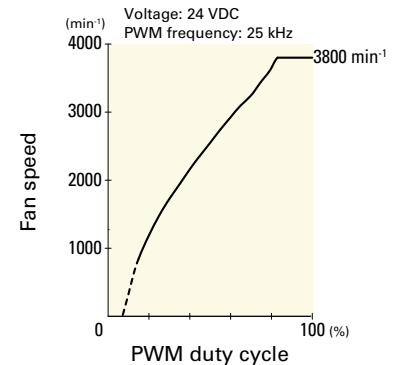
PWM duty cycle



Operating voltage range

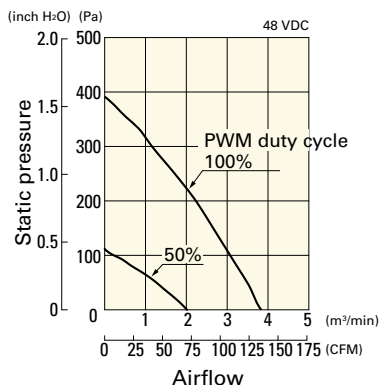


PWM duty - Speed characteristics example

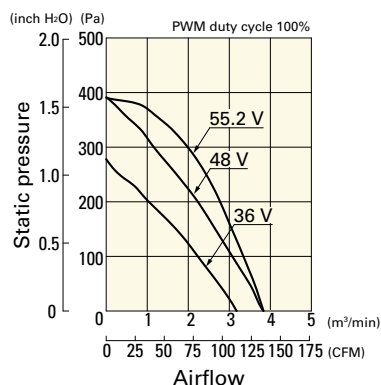


### 9TN48P1H01 With pulse sensor with PWM control function

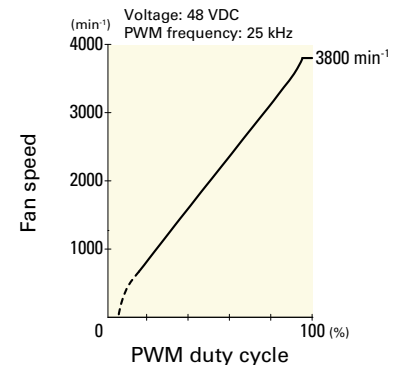
PWM duty cycle



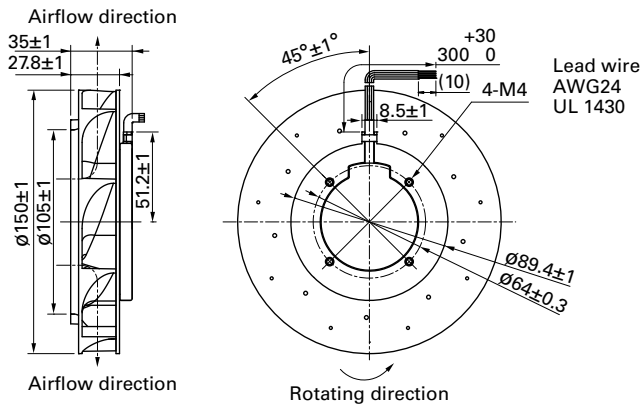
Operating voltage range



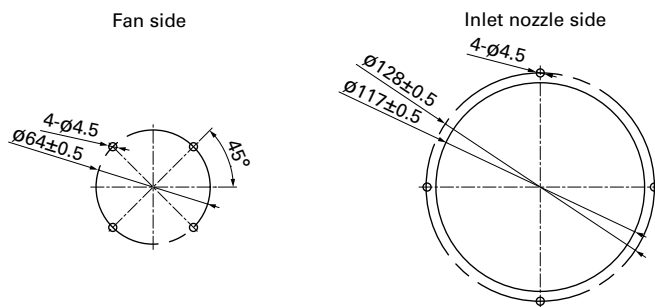
PWM duty - Speed characteristics example



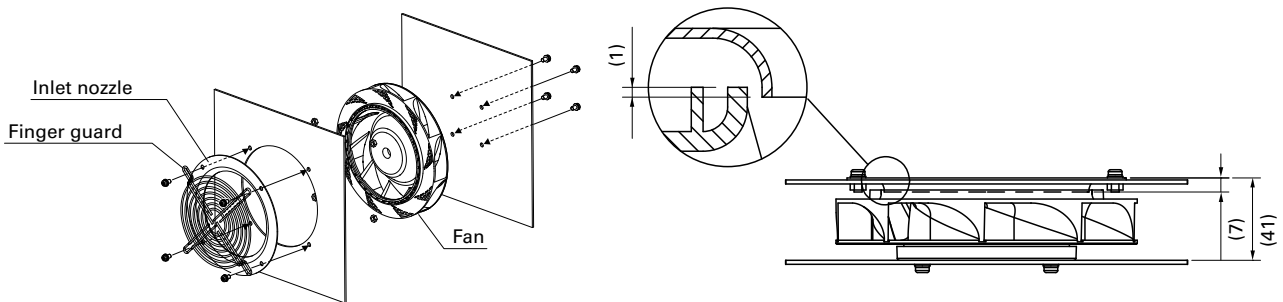
## Dimensions (unit: mm)



## Reference Dimensions of Mounting Holes and Vent Opening (unit: mm)



## Reference Diagram for Mounting (unit: mm)



Bolt length: 4 to 6 mm.

## Options

Finger guards

page: p. 565

Model no.: 109-1104, 109-1104H

Inlet nozzle

page: p. 569

Model no.: 109-1081, 109-1081H